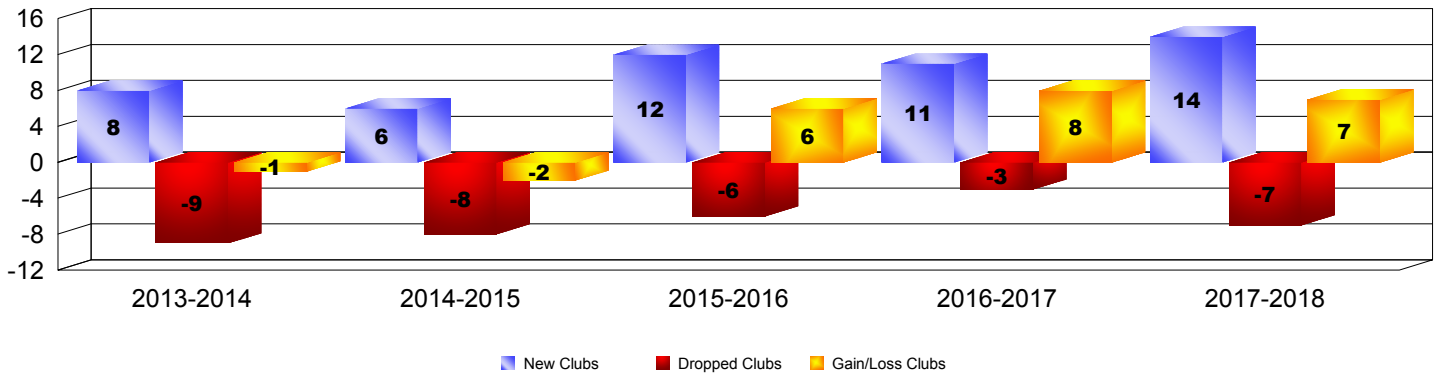
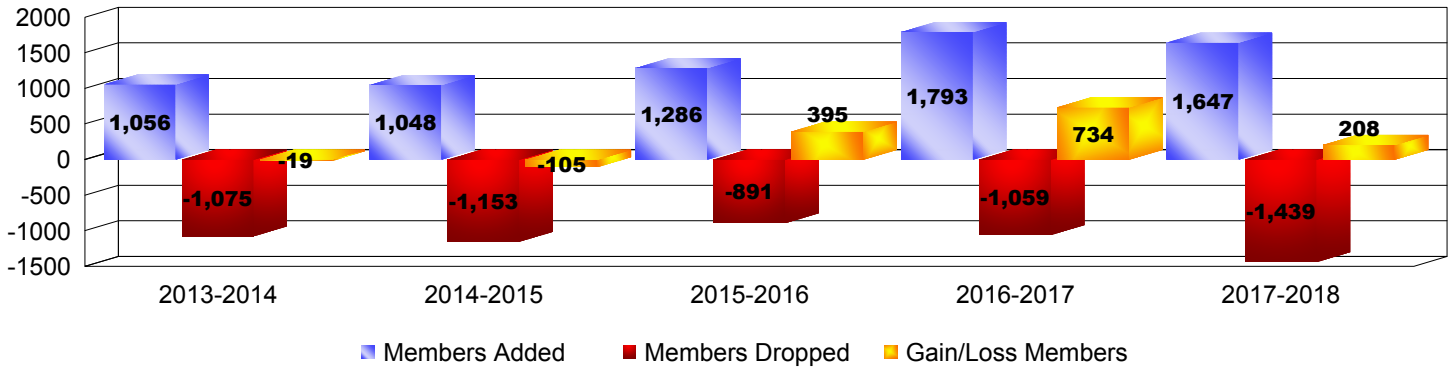


Year	New Clubs	Dropped Clubs	Gain/Loss Clubs	New Members	Charter Members	Reinstate Members	Transfer Members	Total Member Added	Total Members Dropped	Gain/Loss Members
2013-2014	8	-9	-1	758	227	43	28	1056	-1075	-19
2014-2015	6	-8	-2	706	201	129	12	1048	-1153	-105
2015-2016	12	-6	6	888	337	49	12	1286	-891	395
2016-2017	11	-3	8	1327	372	62	32	1793	-1059	734
2017-2018	14	-7	7	1186	383	37	41	1647	-1439	208
Average	10	-7	4	973	304	64	25	1366	-1123	243

Clubs




Members



Membership Composition

June 2018 Cumulative



Gender Comparison

June 2018 Cumulative

